

# Summer Term Reception Newsletter



## Topic

This term we are looking at the topic 'Growing and Life Cycles.' We will be looking at plants and the lifecycles of different animals. Alongside this topic we will be exploring how humans change over time and discussing our similarities and differences from birth to now and how we have changed from the past. We will be asking for pictures of your child as babies to contribute to their learning. We will also be gardening, planting seeds and taking care of them in order to know what living things need to survive in the environment.

## Clothes & Water Bottles

Please can all clothing be clearly labelled with your child's name and class. As we are now in the summer term and the weather is getting warmer, please can all children come to school with a labelled water bottle.

## Homework Packs

Well done to those have been doing their homework packs. The class teacher will glance at this but this is something that does not have to be handed in.

## PE

This is a reminder that PE is every **MONDAY**. Please bring your child to school wearing their PE kit on that day.

## Writing at Home

The children's handwriting is improving, and we hope they are writing more at home. There are lots of ways you can encourage writing, for instance, you can ask your child to write you a shopping list, make a card for a loved one or write about what their favourite part of their week was. If they do any writing at home, please bring it in, we would love to see it!






## Maths

This term we will be focusing on building numbers beyond 10 and looking at how this can be shown using a range of resources. We will also re-cap number recognition and ordering numbers from 11-20. We will also look at addition and subtraction number problems and exploring different methods/resources to help us answer these questions.

We will also explore 2D and 3D shapes looking at their properties and using the correct terminology to describe them.

## Reading

Well done to everyone who is reading with their child every night. Please make sure that you sign each time you read with your child in their reading diaries. This helps us know how many times you have read the book at home. If reading records are not signed at least 3 times a week your child's book will not get changed. Books will now only get changed on a Friday to allow you more time during the week to read with your child before we change their book. Please also discuss your child's book with them. Below are some examples of questions you can ask your child.

Before reading the book:	During the reading of the book:	After reading the book:
<p>Encourage the child to handle the book and hold it the correct way around.</p> 	<p>Encourage the child to talk about the pictures and what is happening in the story. They may also like to turn the pages, join in with repeated words and phrases, and listen to/identify any words that rhyme.</p> 	<p>Encourage the child to talk about what happened in the book.</p> 
<p>Can you find the front cover?</p>	<p>What is happening on this page?</p>	<p>What happened in the story?</p>
<p>What can you see on the front cover?</p>	<p>What might happen next?</p>	<p>What happened to this character?</p>
 <p>What might this book be about?</p>	 <p>What does this word mean?</p>	 <p>What did you find out?</p>
<p>Can you find/point to the title?</p>	<p>Do you like ...?</p>	<p>Did you like this book? Why?</p>
<p>What might happen in the story?</p> 	<p>What might happen at the end of the story?</p> 	<p>What was your favourite part?</p> 
<p>Who was your favourite character?</p>	<p>Can you turn to the next page?</p>	<p>Who was your favourite character?</p>
 twinkl.co.uk	 twinkl.co.uk	 twinkl.co.uk

Thank you for all your support - Reception Team! ☺

