



Summer Term Reception Newsletter



Topic

This term we are looking at the topic 'Growing and Life Cycles.' We will be looking at plants and the lifecycles of different animals. Alongside this topic we will be recapping how humans change over time and discussing our similarities and differences from birth to now and how we have changed from the past. We will also be gardening, planting seeds and taking care of them in order to know what living things need to survive in the environment.

Trip to the farm

We need your help! We would like the children to visit a farm in Surrey, called Bocketts farm. In the past, we have been and it has been an incredible experience for the children. In order for us to go, we will need your help to raise the money for the coach. The coach will roughly cost £850.00 and so far, we have raised £180. If you have any ideas or would like to volunteer to help us raise the money please come and speak to a member of the team.

Thank you!

Clothes & Water Bottles

Please can **all clothing** be clearly labelled with your child's name and class. As we are now in the summer term and the weather will start to get warmer, please can **all children** come to school with a labelled water bottle.

PE

This is a reminder that PE is every **TUESDAY**. Please send your child to school with their PE kit on and a spare set of school clothes in their bag. Children will not be able to do PE without a PE kit and suitable footwear. This is for your child's safety. Thank you!

Writing at Home

The children's handwriting is improving, and we hope they are writing more at home. There are lots of ways you can encourage writing, for instance, you can ask your child to write you a shopping list, make a card for a loved one or write about what their favourite part of their week was. If they do any writing at home, please bring it in, we would love to see it!

Maths

This term we will be focusing on building numbers beyond 10 and looking at how this can be shown using a range of resources. We will also re-cap number recognition and ordering numbers from 11-20. We will also look at addition and subtraction number problems and exploring different methods/resources to help us answer these questions. We will also

explore 2D and 3D shapes looking at their properties and using the correct terminology to describe them.

Reading

Well done to everyone who is reading with their child every night. Please make sure that you sign each time you read with your child in their reading diaries. This helps us know how many times you have read the book at home. **If reading records are not signed at least 4 times a week your child's book will not get changed.** Please also discuss your child's book with them. Below are some examples of questions you can ask your child.

Before reading the book:

Encourage the child to handle the book and hold it the correct way around.



Can you find the front cover?

What can you see on the front cover?



What might this book be about?

Can you find/point to the title?

What might happen in the story?




Punch a hole here

twinkl.co.uk


During the reading of the book:

Encourage the child to talk about the pictures and what is happening in the story. They may also like to turn the pages, join in with repeated words and phrases, and listen to/identify any words that rhyme.




What is happening on this page?

What might happen next?




What does this word mean?

Do you like ...?



What might happen at the end of the story?

Can you turn to the next page?




Punch a hole here

twinkl.co.uk

After reading the book:

Encourage the child to talk about what happened in the book.



What happened in the story?

What happened to this character?



What did you find out?

Did you like this book? Why?

What was your favourite part?



Who was your favourite character?



Punch a hole here

twinkl.co.uk

Thank you for all your support - Reception Team! 😊

