


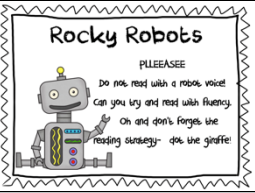










Reading and Writing Mnemonics

Year Group	Mnemonic for Reading		Mnemonic for Writing	
From Nursery	 <p>Duck Hands Can you use your duck hands and see your sounds? What do you think the word is? Don't forget to use your eagle eye first as this can help you spot those tricky digraphs and trigraphs!</p>	From Summer term (if children are ready to read CVC words)	 <p>Elephant Stomp Get your fists ready and stomp the syllables in the word. el - e - phant 1 - 2 - 3</p>	Oral segmenting of word of syllables through games from Spring term - start with own name, then class names
			 <p>Freddy Frog Get your fingers ready to count your sounds! r - o - n 3 sounds rain</p>	From Summer - for verbal segmenting only... beginning to count the sounds
The first few weeks should focus on recapping strategies taught in previous years				
From Reception	 <p>Rocky Robots PLEASEE Do not read with a robot voice! Can you try and read with fluency? Oh and don't forget the reading strategy - the giraffe!</p>	From the beginning when teacher modelling reading. Child - from phase 3 phonics	 <p>Stretchy Snake Stretch out your words so that you can hear your sounds! Snnnnnnnn... Snake!</p>	From beginning of Reception - teacher modelling and children supported write
	 <p>Trying Lion Can you reread your sentence to check it makes sense? If it doesn't sound right go back and try a different reading strategy.</p>	From the beginning when teacher modelling reading. Does it sound right? Child - from phase 3 phonics	 <p>Elephant Stomp Get your fists ready and stomp the syllables in the word. el - e - phant 1 - 2 - 3</p>	Teacher models segmenting words into syllables for writing from Autumn term. From Spring term children applying in supported writing
	 <p>Eagle Eye Can you spot your tricky words? Can you look for your tricky sounds? Can you see something in the picture that starts with this sound or letter?</p>	From phase 3 sounds (Autumn 2) and/or from phase 2 tricky words		
	 <p>Chunky Monkey Break a longer word into smaller chunks! This will make it easier to sound them out and then you can put the chunks back together.</p>	Modelled later on in phase 3 (Spring term)		
The first few weeks should focus on recapping strategies taught in previous years				
From Year 1 and beyond	 <p>Dot the giraffe Look at the punctuation and read with EXPRESSION . ? !</p>	From phase 3		
	 <p>Skippy the Kangaroo Skip the tricky word and then read to the end of the sentence... Then jump on back and try again.</p>	For your frustrated readers.. skip the word they are stuck on and come back to it		
	 <p>Flippy the Dolphin If the short vowel sound doesn't make sense try the long vowel sound instead.</p>	For phase 5/6 to flip the sounds		