

- There are three levels to the “Clever Hands Training Games” and this is level one for beginners.
- Play the games in any order until you are good at all of them, before going on to level two.
- The games should be fun and repeated on a regular basis to improve hand dexterity and strength.

*(Resource list accompanies this programme)*

### Feely Games

- Hide everyday objects, for example, teaspoon, cotton wool balls, large beads, little bricks, toothbrush, in a box of sand / rice/ pasta / flour etc.

**Fizzy says:** “What can you find?”

- Try this game again placing objects into a bag.

### Feely Pictures

- Tear up tissue paper.
- Scrunch up the paper using your fingers (as shown in the picture) and glue onto the paper.



You can also use cotton wool, glitter, string, sand and oddments of different textures.

**Fizzy says:** “What else can you use for your picture?”

### Slime (see resource list for recipe)

**Fizzy says:** “Play and enjoy.”

**Warning:** It is messy! Keep clothes covered!

### Inset Puzzles

Try large and easy to manipulate inset puzzles.

### Puzzles

- Wooden inset puzzles with chunky hand grips.
- Wooden inset puzzles with small hand grips.
- Large chunky 2 piece interlocking puzzles.
- 2 - 4 piece puzzle within a framed border.

### Finger Cymbals

- Place a cymbal on each index finger and clap together.
- Now place a cymbal on your thumb and index finger of one hand.

**Fizzy says:** “Play and enjoy!”

### Other Ideas

- Patting and tapping a balloon into the air.
- Squeeze a plastic bottle or bath toy in water to make bubbles.



**Fizzy says:** “You may need to use both hands.”

- Blowing bubbles.  
Can you pop them with one finger?
- Squeeze squeaky toys (see pictures).

If you would like this leaflet in another format or language please contact the Communications Team

**By telephone:** 01227 791161 or  
**Email:** [communications@eastcoastkent.nhs.uk](mailto:communications@eastcoastkent.nhs.uk)

### PALS Patient Advice and Liaison Service

If you need information, support or advice about our services, please contact PALS.

**Phone:** 0800 085 6606  
**Email:** [pals@eastcoastkent.nhs.uk](mailto:pals@eastcoastkent.nhs.uk)

## Play-dough

- Can you roll out a sausage?

**Fizzy says:** "Make sure you use both hands."



- Now can you turn your sausage into a dinosaur by using your thumb and first finger to pinch along the top to make spines?

- Roll it flat and make shapes using cutters.

- Roll a sausage again, can you cut it into pieces with a play knife?



**Fizzy says:** "Try to keep your first finger on the top of the knife and your thumb and the other fingers either side. Hold your play doh still with you other hand."

- Can you roll it flat again and make a face out of the play-dough?

## Pegs (for graded pegs see resource list)


**Fizzy says:** "Look at the picture, hold the peg this way."

- Peg pegs onto the edge of the box.
- Peg pegs onto a rag doll/teddy.
- Peg pegs onto a T-shirt on a teddy.



## Tongs

**Fizzy says:** "Use one hand on the tongs. You need to hold the tongs with your thumb on one side and your fingers on the other."



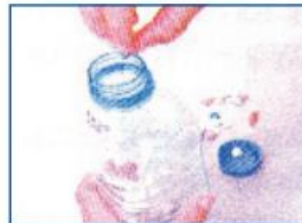
- Snap the tongs like a crocodile.
- Can your crocodile bite the paper?
- Tear and scrunch up paper and pick it up with your tongs.
- Pick up cotton wool balls.
- Now try little bricks.

## Posting

- Pick up and post coins into a money box.



- Post dried peas / pasta / sugar decorations into a bottle and screw up the lid.



### Note:

If you are working with a child who still puts objects into his/her mouth use edible items, for example, raisins, dried banana chips, 'holey' cereals etc.

## Pastry Making

- Roll the pastry into a ball.
- Flatten it with your hands.
- Cut it into shapes using pastry cutters and shape cutters.

## Duplo

**Fizzy says:** "What can you make?"

## Hammering

- Find toys with which you can use a hammer.



## Threading

- Thread large beads onto dowels/sticks.



## Hand and Finger Rhymes and Games

- Two Little Dickie Birds.
- Twinkle, Little Star.
- Tommy Thumb.
- Play games with Finger Puppets.

## Musical Instruments

- Castanets / maracas.
- Keyboards.
- Toy trumpets / saxophone.

- There are three levels to the “Clever Hands Training Games” and this is level two.
- Play the games in any order until you are good at all of them, before going on to level three.
- The games should be fun and repeated on a regular basis to improve hand dexterity and strength.

*(Resource list accompanies this programme)*

### Finger Cymbals

**Fizzy says:** “Place a cymbal on your thumb and index finger.”

- Change the fingers they are used on.
- Try using your other hand.

### Feely Games

- Hide items, for example, 10p, 50p, 2p, 20p coins or medium sized bricks / beads / toys / cars or doll furniture, in a box of sand / rice / pasta / flour etc.

Have a duplicate set of items ready on a tray.

**Fizzy says:** “Now close your eyes. What can you find? Describe them. NO PEEPING!”

- Now can you point to the same object on the tray.

**Fizzy says:** “Try this game again, placing objects into a bag instead.”

### Feely Pictures

- Make a picture sticking pasta, lentils, sand to tissue paper.

**Fizzy says:**  
“How tightly can you scrunch the paper?”

Make sure you use your finger tips.



### Puzzles

- 4 - 8 piece puzzle within a framed border.
- Large chunky 2 - 6 piece interlocking puzzles.

**Fizzy says:** “What other puzzles can you do?”

### Musical Instruments

- Toy trumpets / saxophone / flute.
- Keyboards / toy piano.
- Drums (try with and without sticks) / xylophone.
- Castanets / maracas (one in each hand).

**Fizzy says:** “Play and enjoy!”

### Other Ideas

- Squeeze a plastic bottle or bath toy in water to make bubbles.
- Using a spray bottle to spray water onto plants; or try to hit a target.
- Squeeze squeaky toys.



If you would like this leaflet in another format or language please contact the Communications Team

**By telephone:** 01227 791161 or  
**Email:** [communications@eastcoastkent.nhs.uk](mailto:communications@eastcoastkent.nhs.uk)

### PALS Patient Advice and Liaison Service

If you need information, support or advice about our services, please contact PALS.

**Phone:** 0800 085 6606  
**Email:** [pals@eastcoastkent.nhs.uk](mailto:pals@eastcoastkent.nhs.uk)

## Play-dough

- Can you make a snake?

**Fizzy says:** "Make sure you use both hands."

- Now can you roll it into a snail like the picture?



- Can you make a hedgehog and give him lots of spines?


**Fizzy says:** "You can use wooden dowels or little sticks."



## Pegs (for graded pegs see resource list)

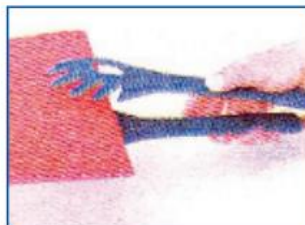
**Fizzy says:** "Look at the picture, hold the peg this way."

- Peg flash cards onto the edge of the box.
- Peg dolls's clothes or small clothes onto a washing line.
- Peg pegs onto a paper plate to make a sunshine.

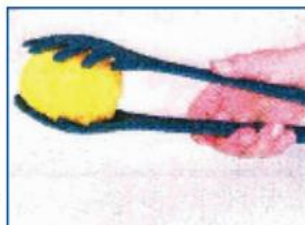


## Tongs

**Fizzy says:** "Use one hand on the tongs. You need to hold the tongs with your thumb on one side and your fingers on the other."



- Snap the tongs like a crocodile.
- How many times can your crocodile collect?
- Now pretend the tongs are a crane.
- What can you pick up? For example, little cars, balls, little bricks.



## Posting

- Pick up 2 large coins, one at a time and keep them in the palm of your hand.
- Now try posting one while the other one remains in your hand.
- Now post the other one.

**Fizzy says:** "Can you use your other hand? Now try with smaller coins."



## Pastry Making


- Roll the pastry into a ball.
- Flatten it with your hands.
- Cut it into shapes using pastry cutters and shape cutters.

## Stickle Bricks

**Fizzy says:** "What can you make?"

## Hammering

- Which toys can you use a hammer with?



## Threading

- Thread 'holey' cereal / sweets onto pipe cleaners / straws.
- Thread medium beads / pasta pieces onto a sturdy tipped lace.
- Try lacing cards / boards.

## Hand and Finger Rhymes and Games

"Here's the church; here's the steeple."

**Fizzy says:** "Can you think of any more?"

## Slime (see resource list for recipe)

**Fizzy says:** "Play and enjoy."

**Warning:** It is messy! Keep clothes covered!

- There are three levels to the “Clever Hands Training Games” and this is level three.
- Play the games in any order until you are good at all of them.
- The games should be fun and repeated on a regular basis to improve hand dexterity and strength.

*(Resource list accompanies this programme)*

### Slime (see resource list for recipe)

**Fizzy says:** “Play and enjoy.”

**Warning:** It is messy! Keep clothes covered!

### Feely Games

- Hide small items, like 1p and 5p coins or paper clips; small beads, marbles, cubes, miniature cars / toys / dolls furniture, in a box of sand / rice / pasta / flour etc.

Have a duplicate set of items ready on a tray.

**Fizzy says:** “Now close your eyes. What can you find? Describe them. NO PEEPING!”

- Now can you point to the same object on the tray.

**Fizzy says:** “Try this game again, placing items into a bag instead.”

### Feely Pictures

- Make a picture sticking pasta, lentils, sand to tissue paper.

**Fizzy says:**  
“How tightly can you scrunch the paper?”

Make sure you use your finger tips.



### Puzzles

- 2 - 6 medium piece puzzles.
- 6 - 12 medium piece puzzles
- 4 - 12 smaller piece puzzles..

**Fizzy says:** “What other puzzles can you do?”

### Musical Instruments

- Toy trumpets / saxophone / flute.
- Keyboards / toy piano.
- Drums (use two sticks and alternate left and right tapping).
- Castanets (use both hands, alternate left and right clicks).
- Recorder. How many different notes can you play?

### Threading

- Thread small beads and / or small pasta pieces onto a lace.
- Try lacing cards / boards.
- Cut up straws and thread these onto a lace.

### Pastry Making

- Roll the pastry using a rolling pin.
- Cut it out using pastry cutters or shape cutters or with a play knife

**Fizzy says:** “What else can you make?”

If you would like this leaflet in another format or language please contact the Communications Team

**By telephone:** 01227 791161 or

**Email:** [communications@cantpct.nhs.uk](mailto:communications@cantpct.nhs.uk)

### PALS Patient Advice and Liaison Service

If you need information, support or advice about our services, please contact PALS.

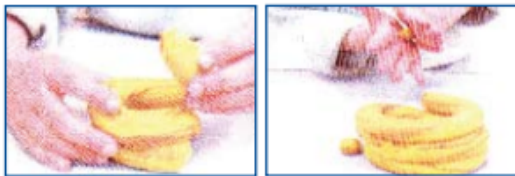
**Phone:** 0845 601 5890

**Email:** [EKPCT.PALS@ekentmht.nhs.uk](mailto:EKPCT.PALS@ekentmht.nhs.uk)

## Play-dough

- Make a nest and some little eggs to go in it.
- Roll the play-dough into a long sausage shape and then coil it round to make a nest.
- Pinch off some more play-dough and roll it between your fingers to make the eggs.

**Fizzy says:** "Here's how to make it."



**Fizzy says:** "How many eggs can you make?"

- Now try it an Easter basket!

**Fizzy says:** "I'm hungry, can you make me a pizza?"

- Think of all the things you have done. Can you make a pot?

## Pegs (for graded pegs see resource list)

**Fizzy says:** "Look at the picture, hold the peg this way."




- Start with the easiest pegs. See how fast you can peg 10 pegs onto a box.
- Can you beat your own time?.
- Now try this again using your other hand.
- Try one peg in each hand and alternate.

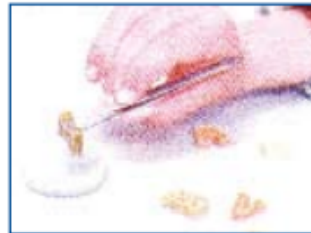
**Fizzy says:** "Ready for a challenge? What can you find to pick up using the peg."

## Tongs

**Fizzy says:** "Use one hand on the tongs. You need to hold the tongs with your thumb on one side and your fingers on the other."



- How many things can you pick up with tongs?



**Fizzy says:** "Did you find anything difficult? Why do you think that was?"

- Try different tongs. Which tongs are the most difficult to use? And, why?
- Can you try picking up raisins / plastic buttons with tweezers?
- Try this again now, putting them into a bottle.

## Finger Cymbals

**Fizzy says:** "Place a cymbal on your thumb and index finger."

- Change the fingers they are used on.
- Try using your other hand.
- Now put a set on each hand.

**Fizzy says:** "What rhythms can you make?"

## Hand and Finger Rhymes and Games

"Here's the church; here's the steeple."

"Incy Wincy Spider"

**Fizzy says:** "Can you think of any more?"

## Posting

- Pick up 5 large coins, one at a time; keep them in the palm of your hand.
- Post them one at a time.
- Can you use your other hand?.
- Now try using smaller coins.



**Fizzy says:** "Can you use your other hand? Now try with smaller coins."

- How easy is this game when using 2 boxes?.

**Fizzy says:** "Can you pick up a coin in each hand and post them into each box at the same time?"

## Hammering

- Which toys can you use a hammer with?



## Lego

- Can you build a tower of 10 lego bricks, one brick at a time?
- How fast can you do this?
- Can you pull them apart on at a time?.

**Fizzy says:** "What can you make?"

